

LIFE'S ON YOU. MUSIC'S ON US.

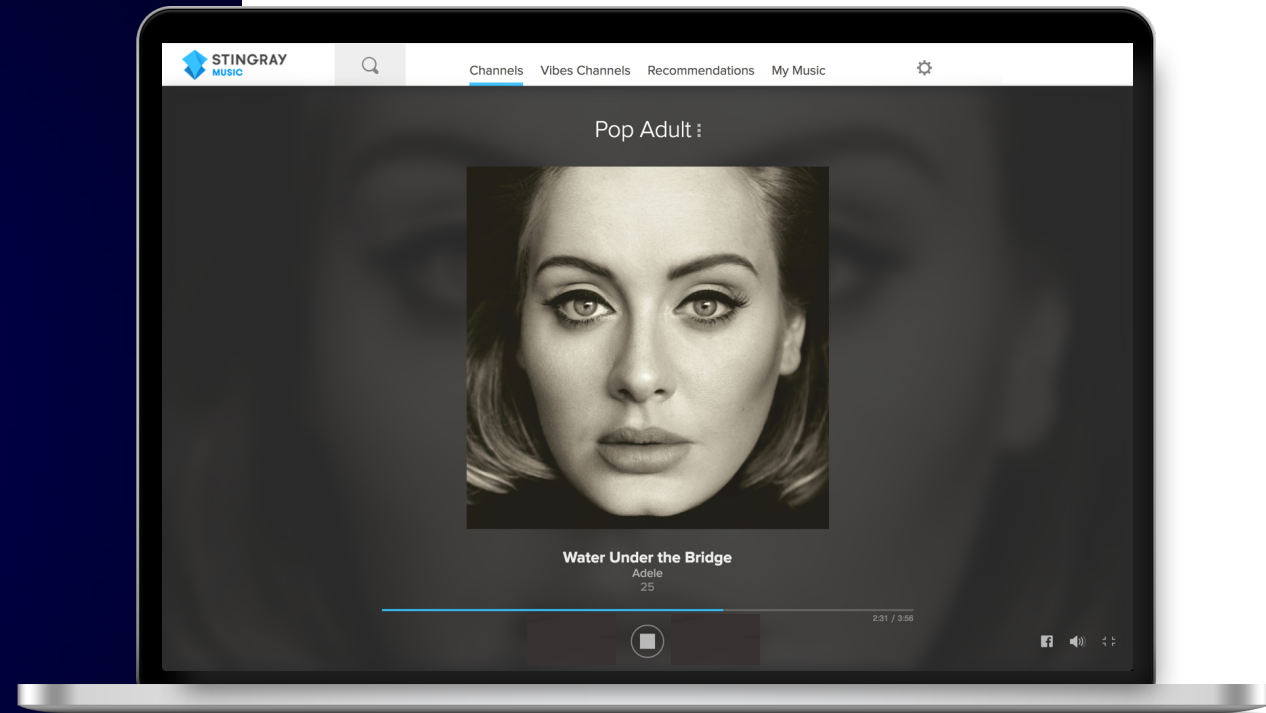
WEB PLAYER

USER GUIDE



SUMMARY OF CONTENTS

1.	The Stingray Music web player	3
2.	Getting Started	
	▪ Accessing the web player	4
	▪ Signing up to Stingray Music	5
3.	Finding Music	6
	▪ Your TV lineup	
	▪ Vibes Channels ¹	
	▪ Exclusivities ²	
	▪ Recommendations	
	▪ My Music	
	▪ Search	
4.	Playing Music	15
	▪ Player controls	
	▪ Other features	
5.	Account & Settings	17
6.	Icons	18
7.	Troubleshooting & Support	19

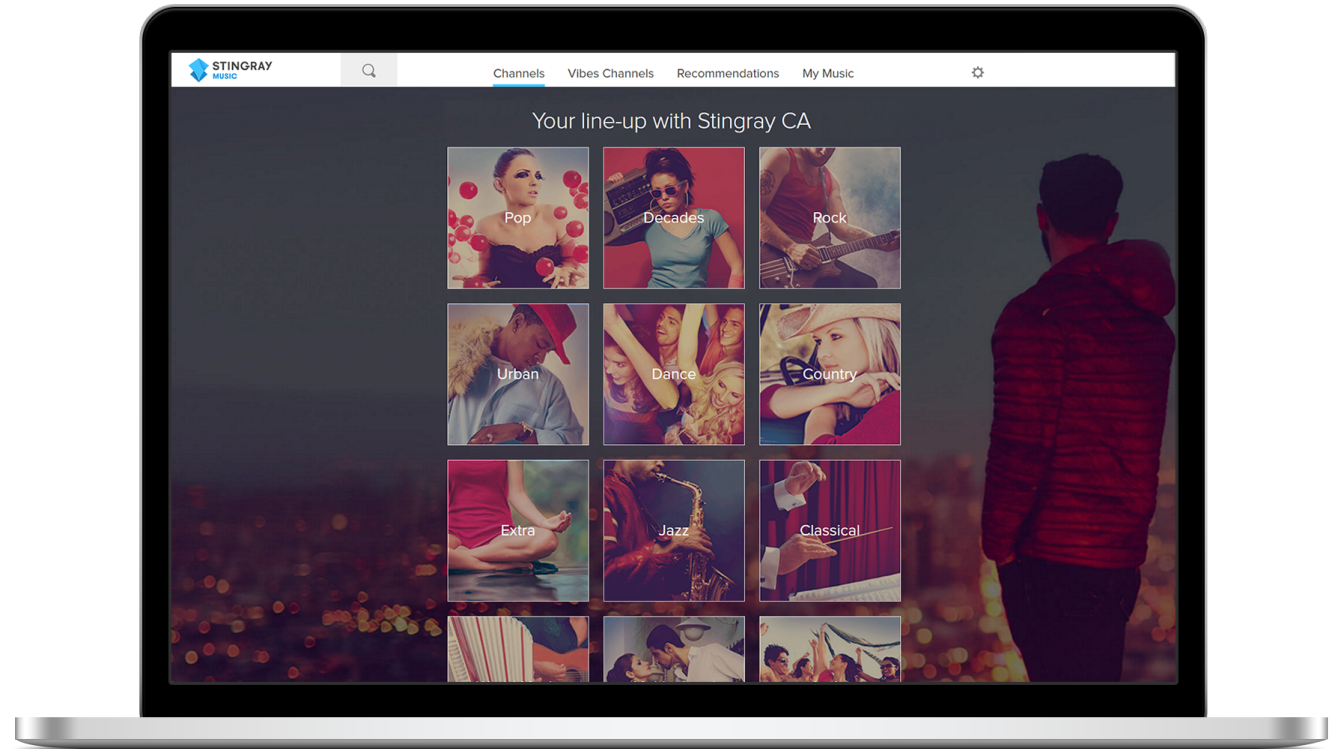


¹ Vibes Channels are not available in all regions

² Exclusivities are not available to all users.

WEB PLAYER

Enjoy the best
free online music
streaming experience!



The Stingray Music web player is available FREE to users who already have the Stingray Music mobile app on their smartphone or tablet.

Use your existing Stingray Music account to connect to the web player quickly and easily. Your profile, favourites and preferences will follow you seamlessly across devices. You'll enjoy the same great channel lineup as on the mobile app.

GETTING STARTED

Accessing the web player



A screenshot of a web browser displaying the Stingray Music web player interface. The browser's address bar shows "webplayer.stingray.com/play". The page features the Stingray Music logo in the top left and a language dropdown set to "English" in the top right. The main content area is titled "Connect with mobile app" and contains three numbered steps: 1. "Open the Stingray Music app on your mobile device" with a smartphone icon showing the app logo. 2. "Tap the Settings icon and select Web Player Access" with a smartphone icon showing the settings gear icon. 3. "Scan this code with the Stingray Music app" with a QR code that has the Stingray Music logo in the center. The background of the page is a collage of music-related text and a portrait of a man wearing sunglasses.

ALREADY ENJOYING THE STINGRAY MUSIC MOBILE APP?

1. Visit webplayer.stingray.com/play on your computer and select **Log In**
2. Log-in using your email address, Facebook account, or launch the Stingray Music mobile app on your mobile device.
3. Follow instructions to **scan the code** displayed on your computer screen using the Stingray Music mobile app.
4. You'll instantly connect to the web player without the need for a user name or password!

Supported Browsers

Use a recent web browser such as Google Chrome, Mozilla Firefox, Safari, and others like them.

GETTING STARTED

Signing up to Stingray Music



The screenshot shows a web browser window with the URL webplayer.stingray.com/play. The page content includes the Stingray Music logo, a language dropdown set to "English", and a heading "Sign Up with mobile app". Below this, there are three numbered steps: 1. "Download the Stingray Music mobile app and Sign Up" with icons for Google Play and the App Store. 2. "Tap the Settings icon and select Web Player Access" with a gear icon. 3. "Scan this code with the Stingray Music app" with a QR code.

TO LISTEN TO STINGRAY MUSIC ON THE WEB, YOU NEED A STINGRAY ACCOUNT AND A MOBILE DEVICE (iOS OR ANDROID).



1. Download and install the Stingray Music mobile app.
2. Launch the app, follow the Sign Up process to create your account.
3. Once your account is created, visit webplayer.stingray.com/play and select **Log In**.
4. Follow instructions to connect to the web player using one of three ways and start listening to FREE music!

FINDING MUSIC

Explore Stingray Music channels

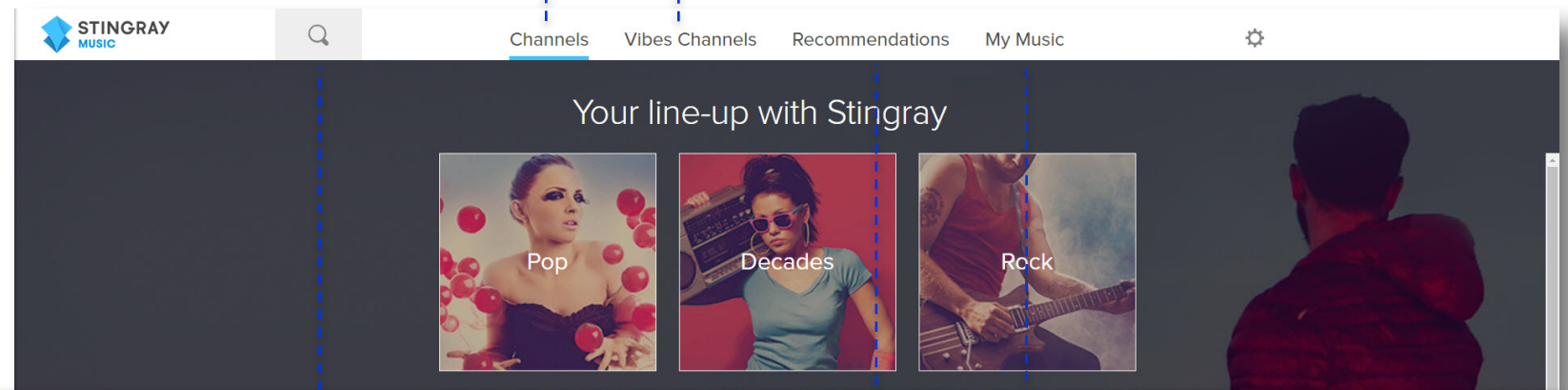


CHANNELS

Browse the same channel lineup in a variety of genres as offered by your TV provider.

VIBES CHANNELS¹

Explore thousands of channels in over 100 genres by combining up to three (3) filters in Activity, Mood, Theme, Genre and Era categories.



SEARCH

Search by channels or artist name, or by activity, mood, theme, genre and era filters.

RECOMMENDATIONS

Browse the most popular channels. Discover hot new releases.

MY MUSIC

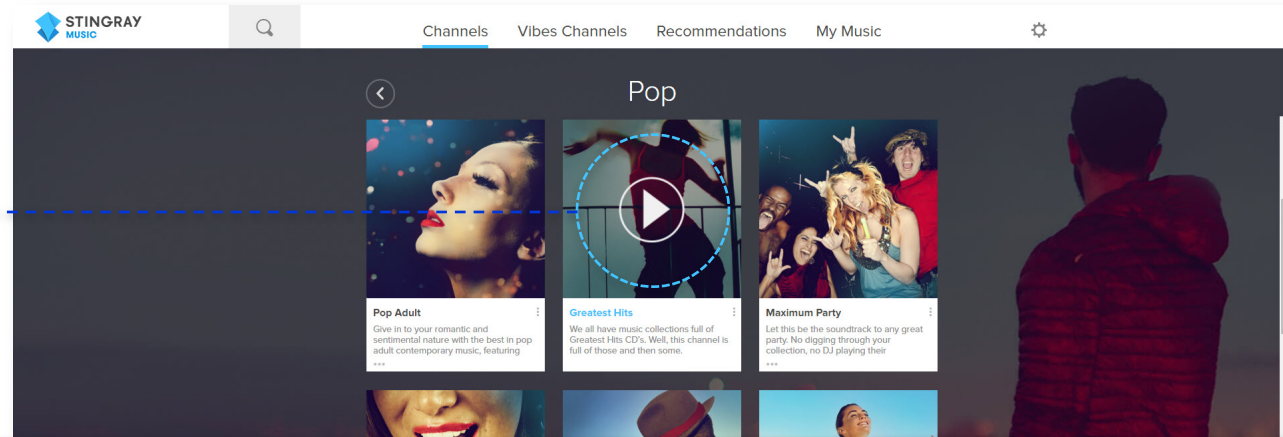
Find the music channels you've added as favourites as well as your listening history.

¹ Vibes Channels: Not available in all regions

FINDING MUSIC

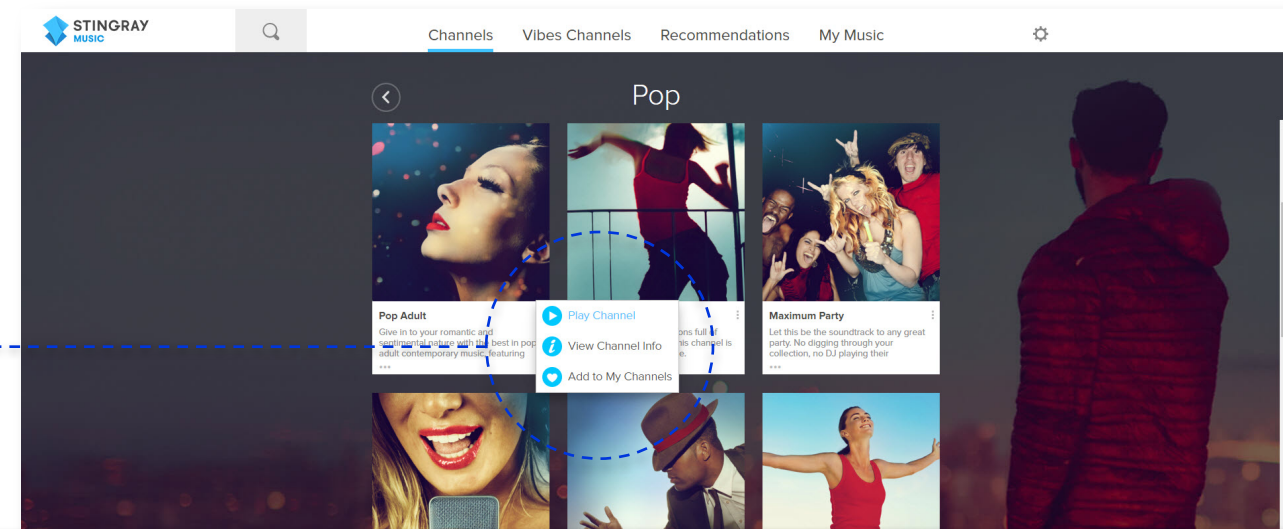
Browsing and playing channels

¹ Vibes Channels are not available in all regions



BROWSE AND PLAY CHANNELS

Browse channels and select a genre, or browse Vibes Channels¹, Exclusivities², and Recommendations. Mouse-over to click and play a channel.

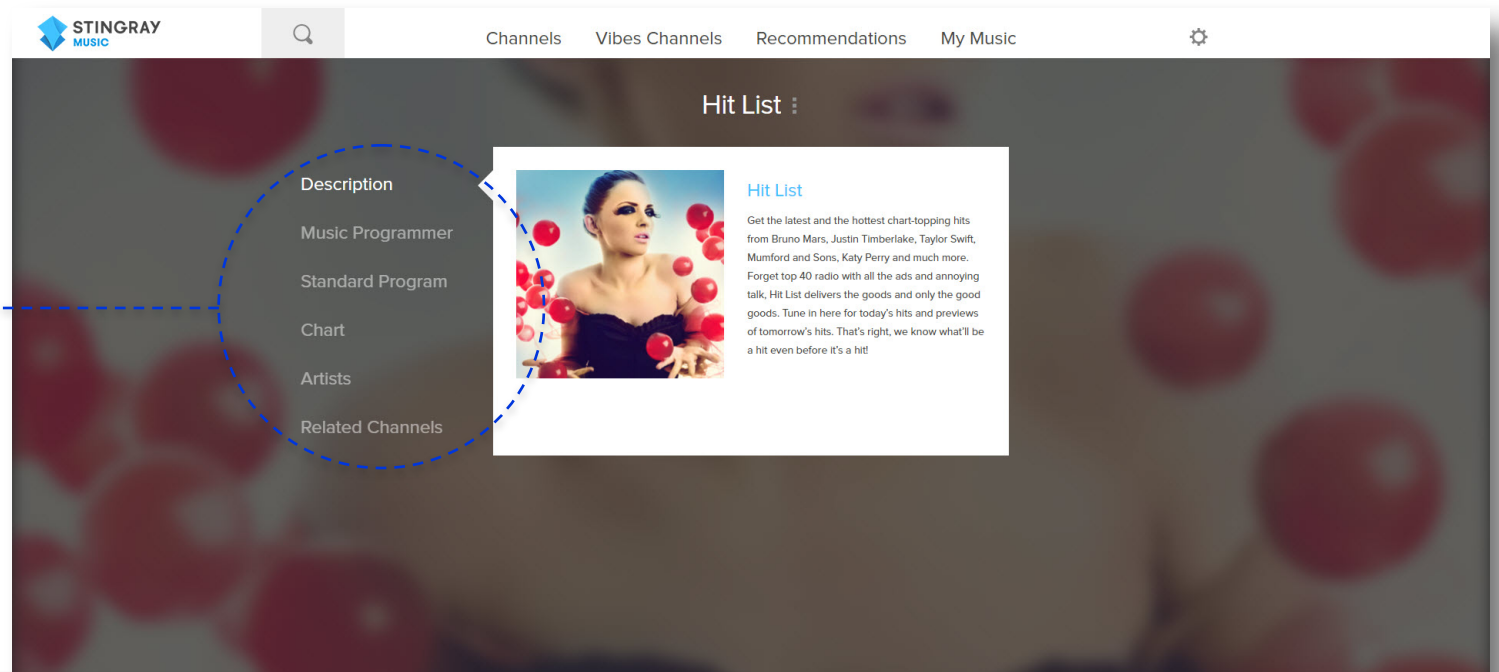


ACCESS EXTRA OPTIONS

Click the Menu icon to access extra options:

FINDING MUSIC

More about
the channel



ACCESSING CHANNEL INFORMATION

Click any channel's Menu icon to access additional information:

- **Description:** short description of the channel.
- **Music Programmer:** music programmer bio.
- **Standard Program:** list of tracks played on the channel's standard program over the last 24 hours.
- **Chart:** channel's most popular tracks.
- **Artists:** list of the channel's featured artists.
- **Related channels:** list of related channels you may also like.

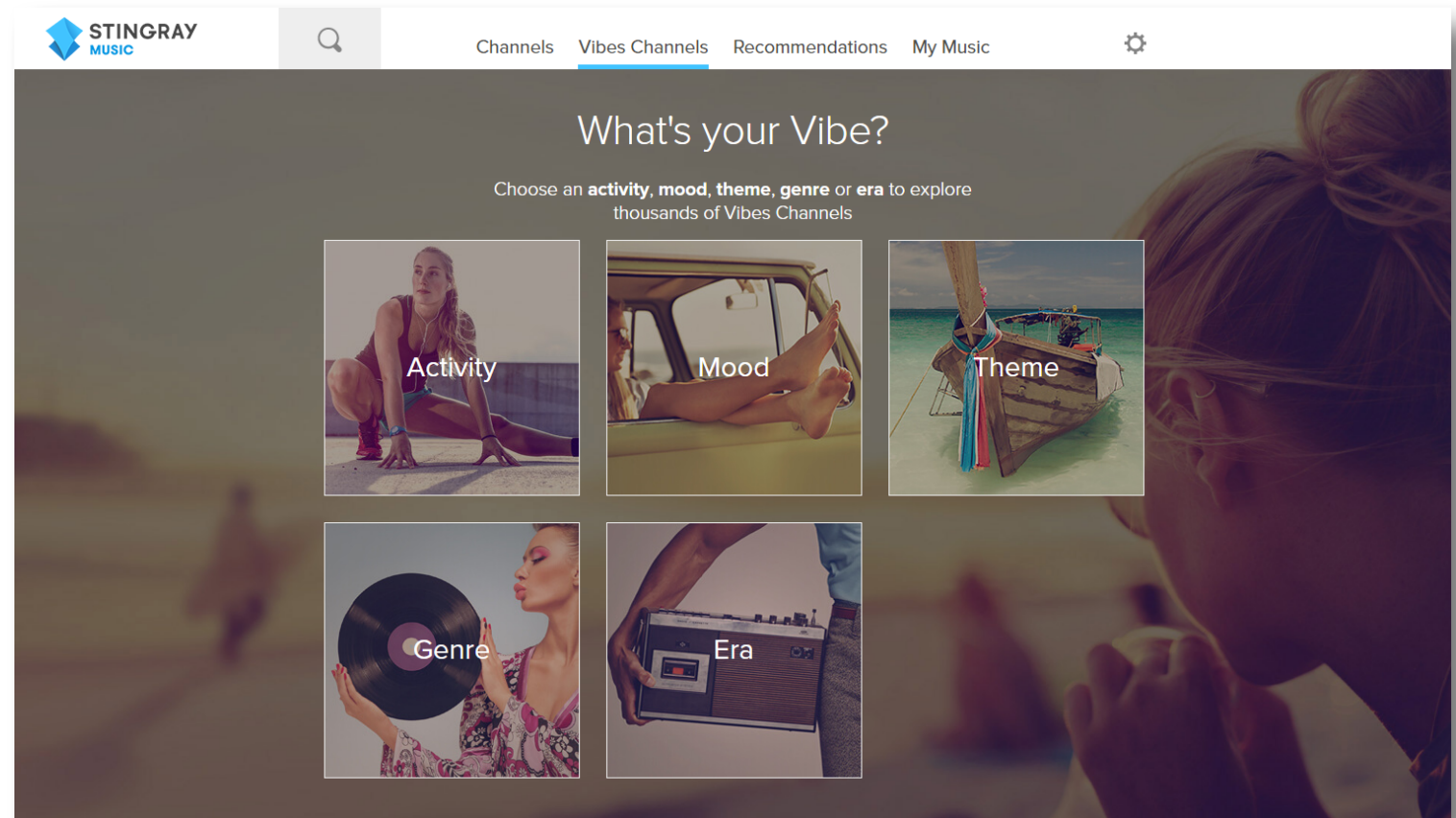
FINDING MUSIC

Vibes channels



DISCOVER THE PERFECT MUSIC FOR EVERY ACTIVITY, MOOD, AND OCCASION

Combine up to three (3) filters in activity, mood, theme, genre or era categories for a listening experience that's uniquely yours.



FINDING MUSIC

Vibes channels :
Add & Combine Filters



COMBINE FILTERS

Combine up to three (3) filters

RESET FILTERS

At any moment, you can remove or add a filter to refine your search.

The screenshot shows the Stingray Music application interface. At the top, there is a navigation bar with the Stingray Music logo, a search icon, and menu items: Channels, Vibes Channels (highlighted), Recommendations, and My Music. A settings gear icon is on the right. Below the navigation bar, the main content area is titled "Filter Results". A filter bar contains three active filters: "Amping up the Party" (with a minus sign), "Energetic" (with a minus sign), and "Add another filter" (with a plus sign). A "Reset Filters" button with a circular arrow icon is also present. Below the filter bar, there is a grid of six music channel cards. The first card is titled "Like Totally '80s Dance Party" and features a collage of 80s music-related images. The second card is titled "Merengue pa' lleva" and features a collage of merengue-related images. The third card is titled "¡La Pachanga!" and features a collage of Pachanga-related images. Each card has a short description and a three-dot menu icon.

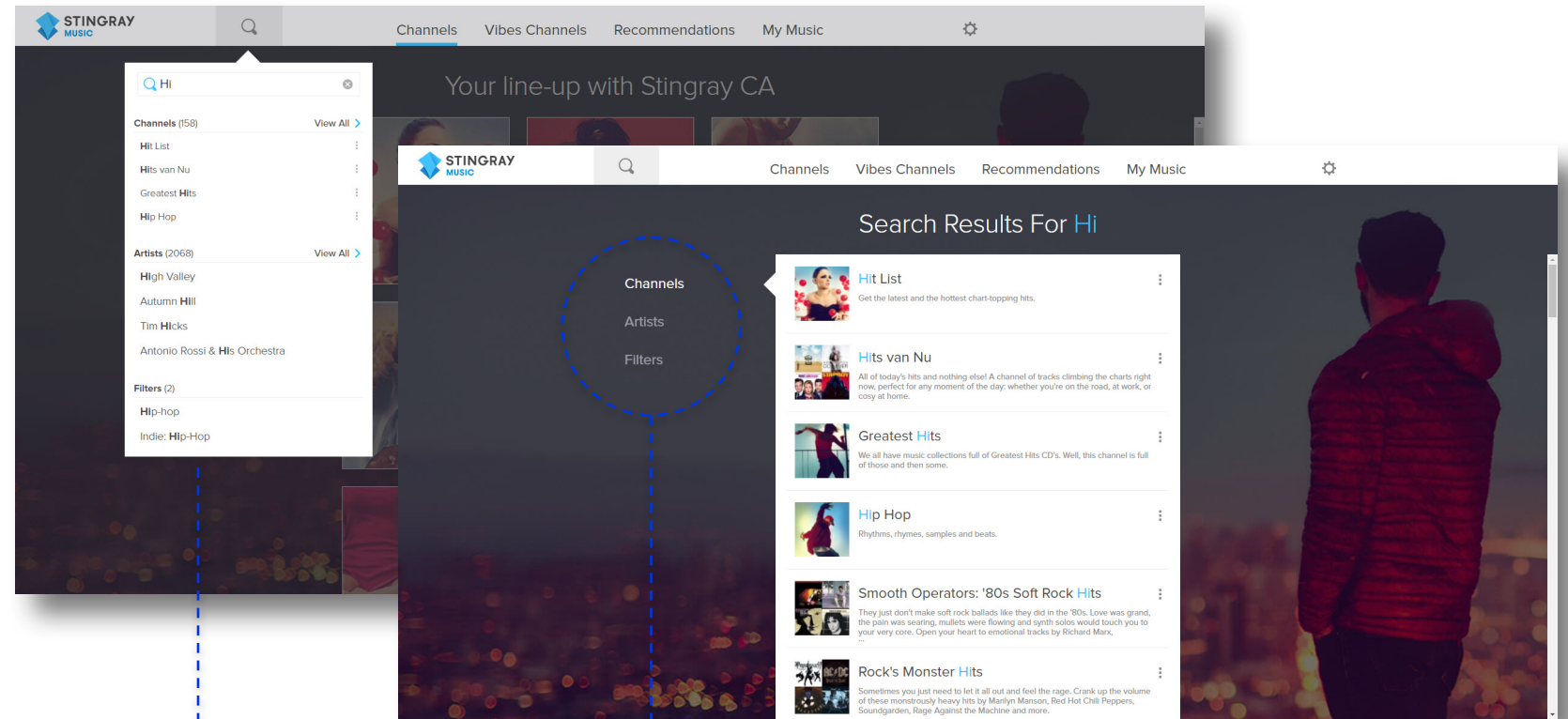
FILTER RESULTS

Choose from a selection of corresponding channels.

FINDING MUSIC

Using the search tool

¹ Vibes Channels are not available in all regions



CHANNELS

Results among your provider's channel lineup.

VIBES¹ CHANNELS

Results among Vibes Channels.

ARTISTS

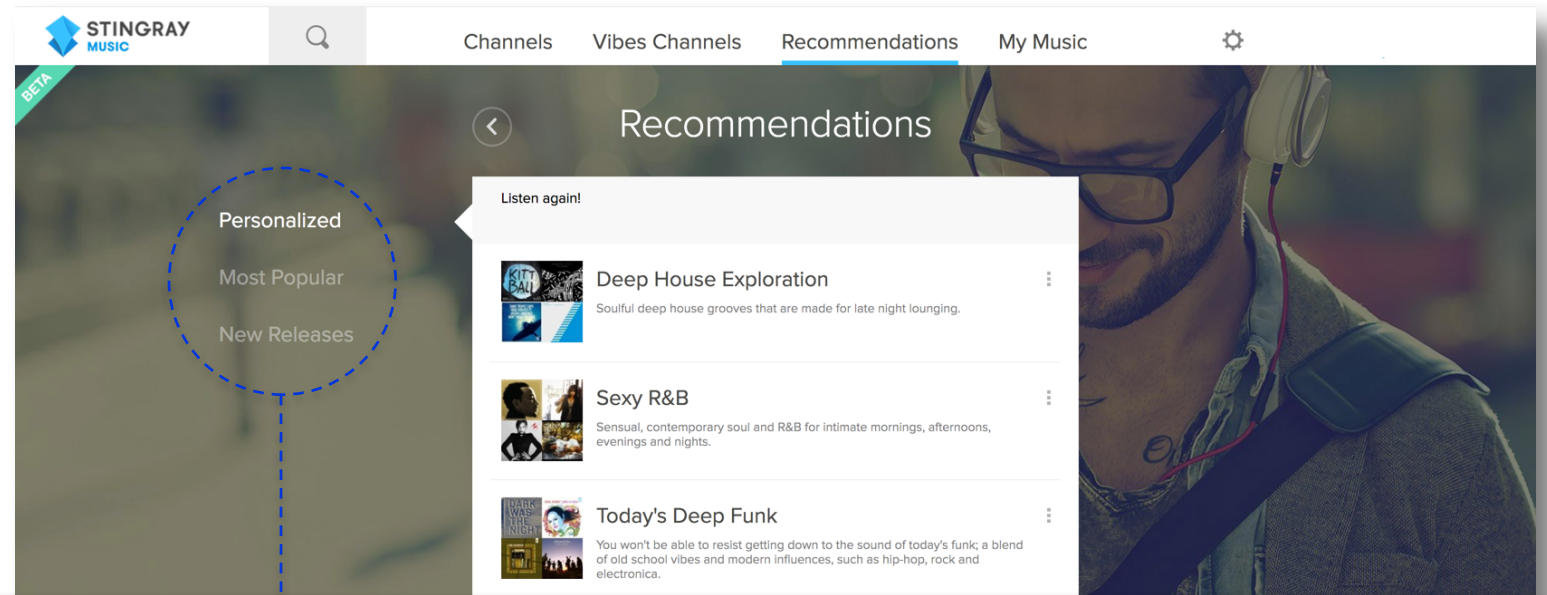
Results from artists featured on Stingray Music channels.

FILTERS

Results from all filters used to find Vibes* Channels.

FINDING MUSIC

Recommendations :
Another great way to
discover new music!



PERSONALIZED

Browse through channel recommendations based on your listening history.

MOST POPULAR

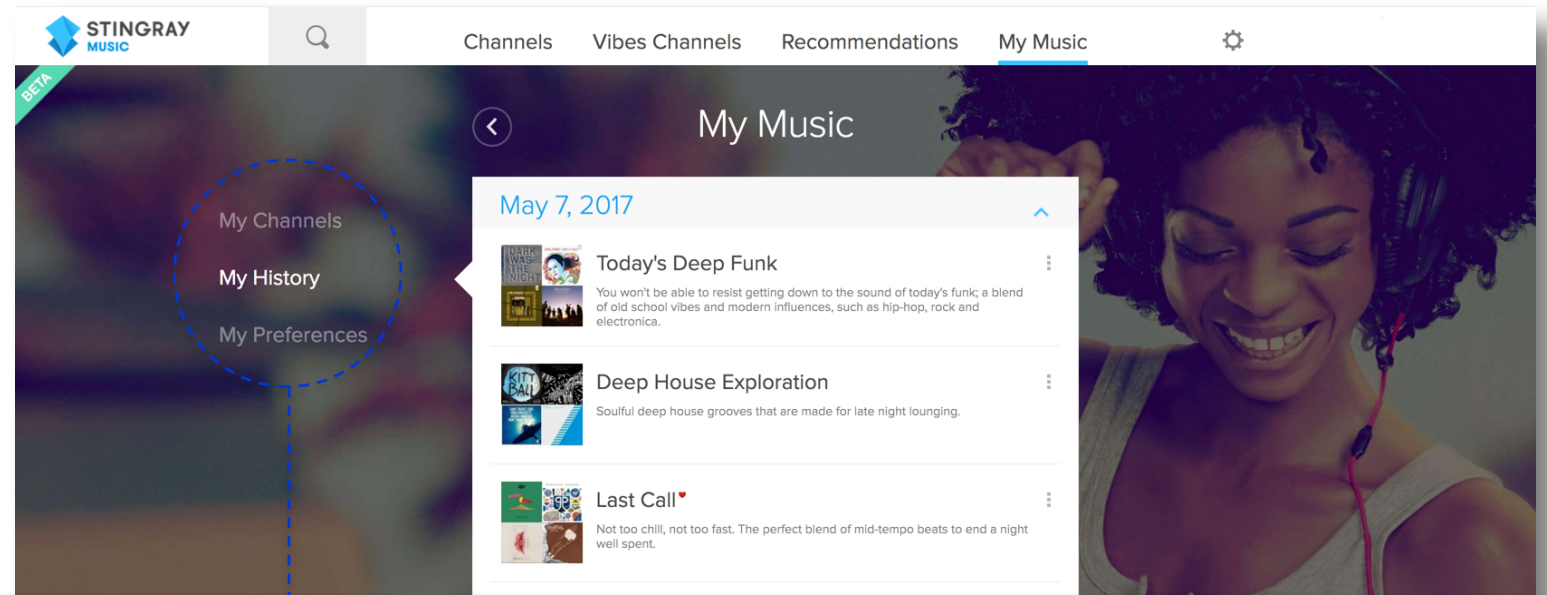
Browse the channels most popular with Stingray Music listeners.

NEW RELEASES

Discover our new channel releases.

FINDING MUSIC

My Music :
An easy way to find
your favourite music.



MY CHANNELS

Browse the channels you added to your favourites.

MY HISTORY

Browse the channels you have previously listened to, play them, and add them to your favourites.

MY PREFERENCES

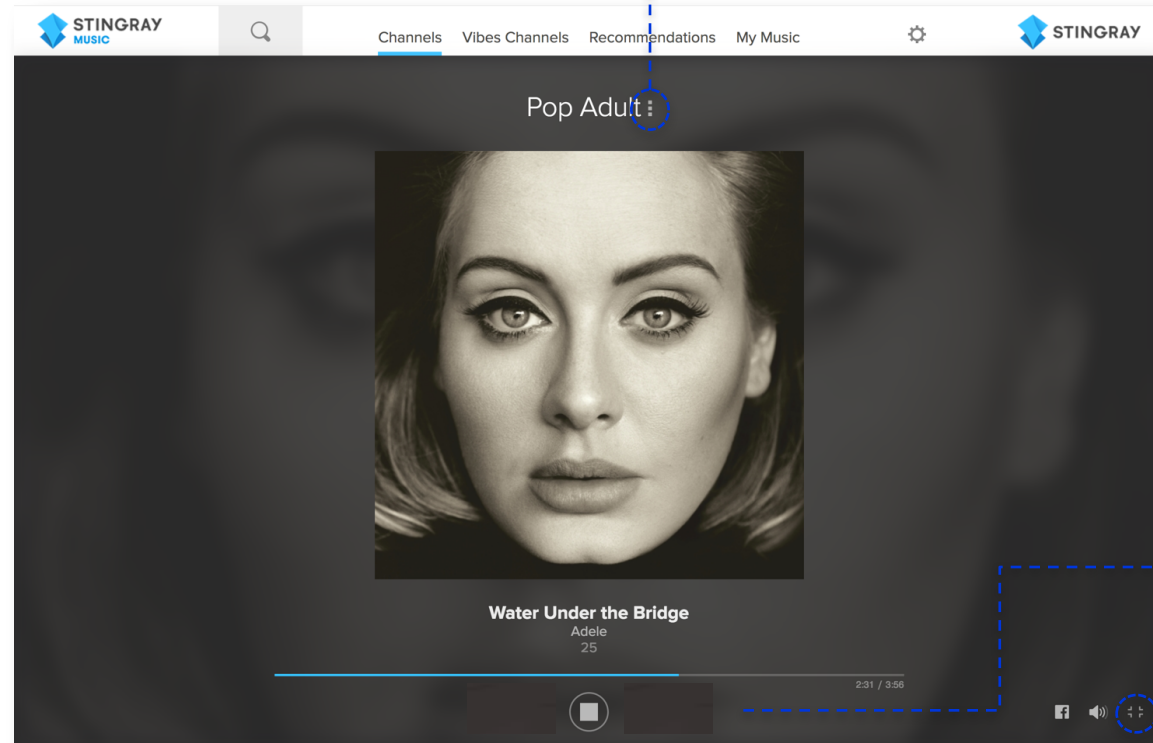
Browse through the tracks and artists you have liked or blocked.

PLAYING MUSIC

Player controls and other features



FULL SCREEN VIEW



MENU

Access extra channel options.

CONTROLS

Player controls and other features.

MINIMIZE

Minimize the player.

MINIMIZED VIEW

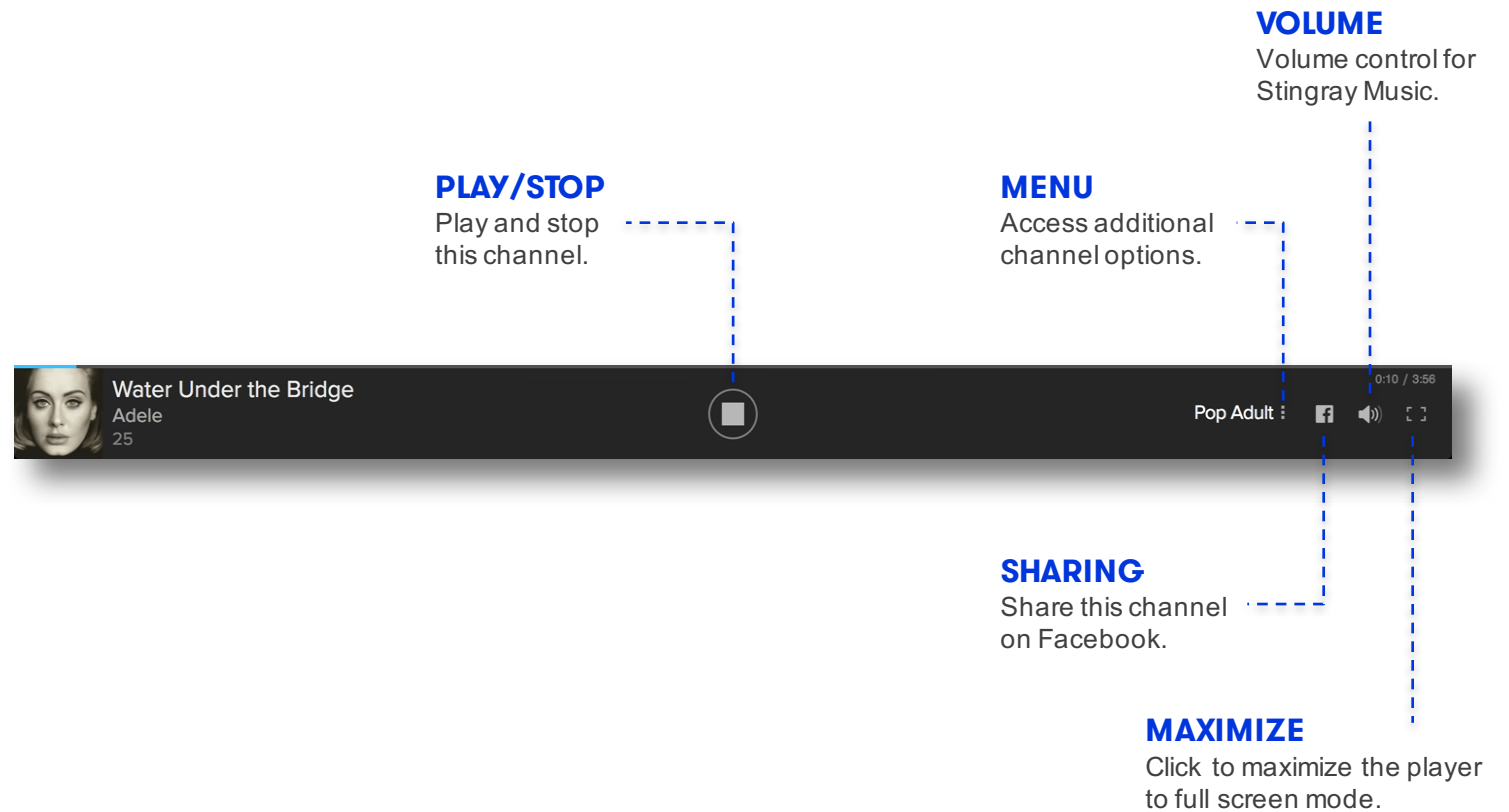


MAXIMIZE

Maximize the player to full screen.

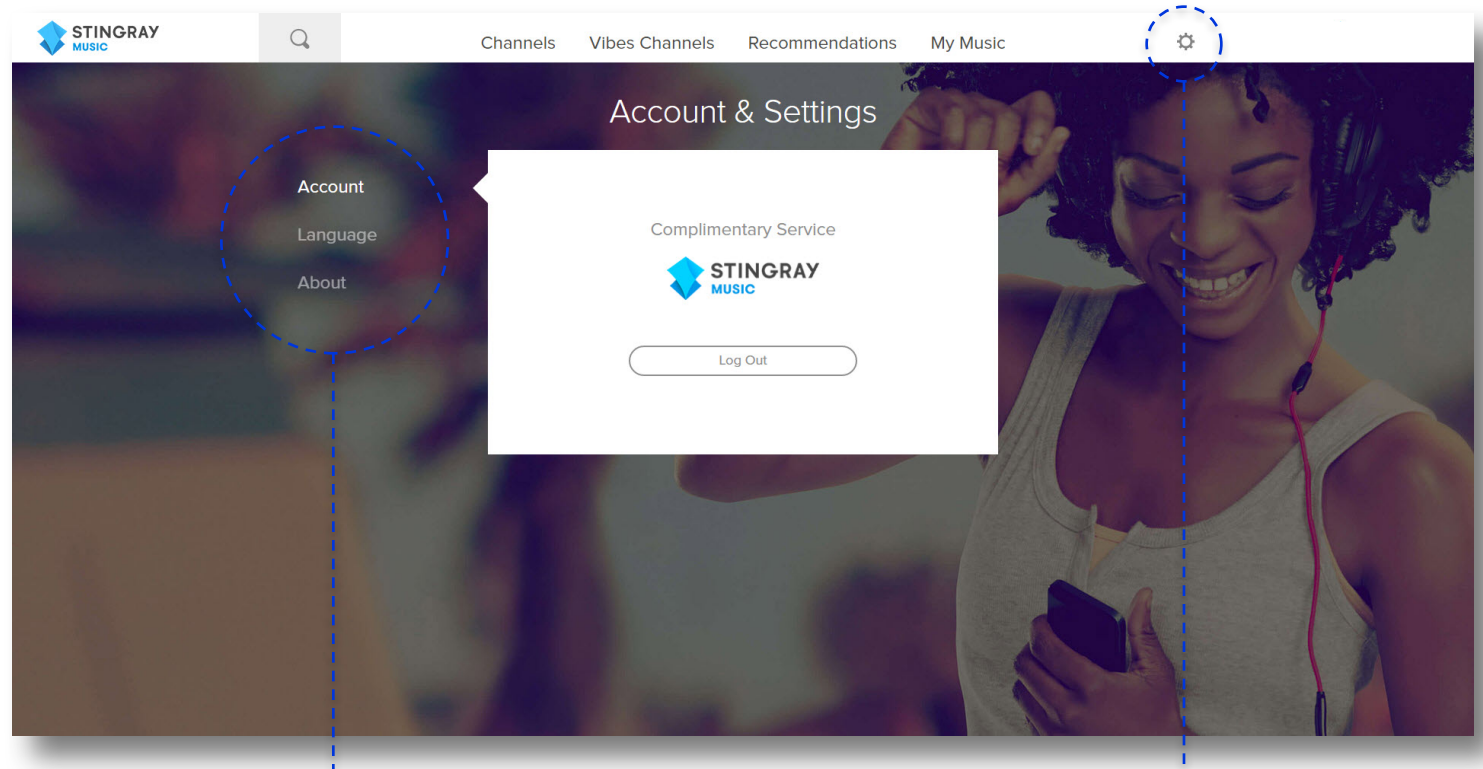
PLAYING MUSIC

Player controls
and other features



ACCOUNT & SETTINGS

Access and change your account settings.



ACCOUNT

Find information on the days left until you need to reauthorize, your service provider, and your email address. You can also logout from your account.

PROFILE SETTINGS

Set up to eight (8) user profiles per account.

LANGUAGE

Set your language preference for the web player.

COMMUNICATIONS





























Set your Stingray Music communications preferences.

SETTINGS

Access your account settings.

ICONS



- | | | | |
|---|-----------------------------|---|--|
|  | Settings |  | Expand filter |
|  | Search |  | Collapse filter |
|  | Menu |  | Add a Filter |
|  | Play |  | Remove a Filter |
|  | Stop |  | Filter |
|  | Share on Facebook |  | Like / Liked |
|  | Go back |  | Block / Blocked |
|  | Details, expand, drill-down |  | Skip a track |
|  | Display cover view |  | Channel Tuner |
|  | Hide cover view |  | Sleep Timer |
|  | Channel |  | ON. Tap to enable. |
|  | Artist |  | OFF. Tap to disable. |
|  | Track |  | Custom channel with Custom Program ON |
|  | Select a profile |  | Custom channel with Custom Program OFF |

TROUBLE- SHOOTING & SUPPORT

WHY DOES MY ACCOUNT REQUIRE MY ATTENTION?

To enjoy Stingray Music on the web, you must create a Stingray account. Your Stingray account must authenticate with Stingray Music one of three ways:

1. Through audio recognition with Stingray Music channels on TV. Authentication with your TV lasts 180 days (6 months).
2. SIM card detection from your mobile service provider.
3. IP detection from your internet service provider.

When your authentication (or in-app subscription) expires, you will be notified that your account requires your attention and prompted to renew using the Stingray Music mobile app. Launch the Stingray Music mobile app and follow instructions.

Once you have re-authenticated, return to webplayer.stingray.com/play to reconnect to the web player and resume your music listening experience.

STINGRAY MUSIC SUPPORT

To reach Stingray Music customer support, please email us at musicsupport@stingray.com.

